


Shareholding Pattern under Regulation 31 of SEBI (Listing Obligations and Disclosure Requirements) Regulations, 2015

| | | | |
|---|---|-------------------------------|----------------------------------|
| 1 | Name of Listed Entity: Savita Oil Technologies Limited | | |
| 2 | Scrip Code - BSE: 524667 | Scrip Code - NSE: SOTL | Class of Security: Equity |
| 3 | Share Holding Pattern Filed under: Reg. 31(1)(b) | | |
| | a. If under 31(1)(b) then indicate the report for Quarter ending 31.03.2026 | | |
| | b. If under 31(1)(c) then indicate date of allotment/extinguishment | | |
| 4 | Declaration: The Listed entity is required to submit the following declaration to the extent of submission of information:- | | |

| | Particulars | Yes* | No* |
|----|--|-------------|------------|
| 1 | Whether the Listed Entity has issued any partly paid up shares? | | No |
| 2 | Whether the Listed Entity has issued any Convertible Securities? | | No |
| 3 | Whether the Listed Entity has issued any Warrants? | | No |
| 4 | Whether the Listed Entity has granted any ESOPs, which are outstanding? | | No |
| 5 | Whether the Listed Entity has any shares against which depository receipts are issued? | | No |
| 6 | Whether the Listed Entity has any shares in locked-in? | | No |
| 7 | Whether any shares held by promoters are encumbered under "Pledged"? | | No |
| 8 | Whether any shares held by promoters are encumbered under "Non-Disposal Undertaking"? | | No |
| 9 | Whether any shares held by promoters are encumbered, other than by way of Pledge or NDU, if any? | | No |
| 10 | Whether company has equity shares with differential voting rights? | | No |
| 11 | Whether the listed entity has any significant beneficial owner? | Yes | |

* If the Listed Entity selects the option 'No' for the questions above, the columns for the partly paid up shares, Outstanding Convertible Securities/Warrants, depository receipts, locked-in shares, No of shares pledged or otherwise encumbered by promoters, as applicable, shall not be displayed at the time of dissemination on the Stock Exchange website. Also wherever there is 'No' declared by Listed Entity in above table the values will be considered as 'Zero' by default on submission of the format of holding of specified securities.

For Savita Oil Technologies Limited


 Company Secretary
 & Chief Legal Officer

Savita Oil Technologies Limited

Table I - Summary Statement holding of specified securities

| Category | Category of shareholder | No. of shareholders | No. of fully paid up equity shares held | No. of Partly paid-up equity shares held | No. of shares underlying Depository Receipts | Total nos. shares held | Shareholding as a % of total no. of shares (calculated as per SCRR, 1957) | Number of Voting Rights held in each class of securities | | | No. of Shares Underlying Outstanding convertible securities (including Warrants) | Shareholding, as a % assuming full conversion of convertible securities (as a percentage of diluted share capital) | Number of Locked in shares | | Number of Shares pledged | | Non-Disposal Undertaking | | Other encumbrances, if any | | Total Number of Shares encumbered | | Number of equity shares held in dematerialised form | |
|----------|-------------------------------|---------------------|---|--|--|------------------------|---|--|-------------|-------------|--|--|----------------------------|---------|---------------------------------|---------|---------------------------------|---------|---------------------------------|---------|-----------------------------------|-------------|---|---------------------------------|
| | | | | | | | | No. of Voting Rights | | | | | Total as a % of (A+B+C) | No. (a) | As a % of total Shares held (b) | No. (a) | As a % of total Shares held (b) | No. (a) | As a % of total Shares held (b) | No. (a) | As a % of total Shares held (b) | No. (a) | | As a % of total Shares held (b) |
| | | | | | | | | Class eg: X | Class eg: y | Total | | | | | | | | | | | | | | |
| (I) | (II) | (III) | (IV) | (V) | (VI) | (VII) = (IV)+(V)+(VI) | (VIII) As a % of (A+B+C2) | (IX) | | | (X) | (XI) = (VII)+(X) As a % of (A+B+C2) | (XII) | | (XIII) | | (XII) | | (XIII) | | (XIV) | | | |
| (A) | Promoter & Promoter Group | 19 | 4,72,60,001 | 0 | 0 | 4,72,60,001 | 68.93 | 4,72,60,001 | - | 4,72,60,001 | 68.93 | 0 | 0 | - | - | - | - | - | - | - | - | 4,72,60,001 | | |
| (B) | Public | 32505 | 2,13,00,414 | 0 | 0 | 2,13,00,414 | 31.07 | 2,13,00,414 | - | 2,13,00,414 | 31.07 | 0 | 0 | NA | NA | 0 | 0 | NA | NA | NA | NA | 2,09,59,024 | | |
| (C) | Non Promoter - Non Public | 0 | - | 0 | 0 | - | - | - | - | - | - | 0 | 0 | NA | NA | 0 | 0 | NA | NA | NA | NA | - | | |
| (C1) | Shares Underlying DRs | 0 | - | 0 | 0 | - | - | - | - | - | - | 0 | 0 | NA | NA | 0 | 0 | NA | NA | NA | NA | - | | |
| (C2) | Shares Held By Employee Trust | 0 | - | 0 | 0 | - | - | - | - | - | - | 0 | 0 | NA | NA | 0 | 0 | NA | NA | NA | NA | - | | |
| | Total | 32524 | 6,85,60,415 | 0 | 0 | 6,85,60,415 | 100.00 | 6,85,60,415 | - | 6,85,60,415 | 100.00 | 0 | 0 | - | - | - | - | - | - | - | - | 6,82,19,025 | | |

For Savita Oil Technologies Limited


 Company Secretary
 & Chief Legal Officer


Savita Oil Technologies Limited

Table II - Statement showing shareholding pattern of the Promoter and Promoter Group


| Category & Name of the shareholders | PAN | Nos. of shareholders | No. of fully paid up equity shares held | Partly paid-up equity shares held | No. of shares underlying Depository Receipts | Total nos. shares held | Shareholding % calculated as per SCRR, 1957 As a % of (A+B+C2) | Number of Voting Rights held in each class of securities | | | No. of Shares Underlying Outstanding convertible securities (including Warrants) | Shareholding as a % assuming full conversion of convertible securities (as a percentage of diluted share capital) | Number of Locked in shares | | Number of Shares pledged | | Non-Disposal Undertaking | | Other encumbrances, if any | | Total Number of Shares encumbered | | Number of equity shares held in dematerialised form | | | |
|---|-------------|----------------------|---|-----------------------------------|--|------------------------|--|--|-------------|--------------------|--|---|----------------------------|----------|---------------------------------|----------|---------------------------------|----------|---------------------------------|----------|-----------------------------------|----------|---|---------------------------------|-----|---------------------------------|
| | | | | | | | | No of Voting Rights | | | | | Total as a % of (A+B+C) | No. | As a % of total Shares held (b) | No. | As a % of total Shares held (b) | No. | As a % of total Shares held (b) | No. | As a % of total Shares held (b) | No. | | As a % of total Shares held (b) | No. | As a % of total Shares held (b) |
| | | | | | | | | Class eg: X | Class eg: Y | Total | | | | | | | | | | | | | | | | |
| (I) | (II) | (III) | (IV) | (V) | (VI) | (VII) = (IV)+(V)+(VI) | (VIII) As a % of (A+B+C2) | (IX) | | | (X) | (XI)=(VII)+(X) As a % of (A+B+C2) | (XII) | | (XIII) | | (XII) | | (XIII) | | (XIV) | | | | | |
| A 1 Indian | | | | | | | | | | | | | | | | | | | | | | | | | | |
| (a) Individuals/Hindu Undivided Family | | 13 | 4,29,20,526 | 0 | 0 | 4,29,20,526 | 62.60 | 4,29,20,526 | 0 | 4,29,20,526 | 62.60 | 0 | 62.60 | 0 | 0 | 0 | 0 | 0 | 0 | 0 | 0 | 0 | 0 | 4,29,20,526 | | |
| GAUTAM N MEHRA | AAFPM1054R | 1 | 3,64,155 | 0 | 0 | 3,64,155 | 0.53 | 3,64,155 | 0 | 3,64,155 | 0.53 | 0 | 0.53 | 0 | 0 | 0 | 0 | 0 | 0 | 0 | 0 | 0 | 0 | 3,64,155 | | |
| GAUTAM N MEHRA (on behalf of Mehra Syndicate, AOP) | AAAAAM2792C | 1 | 4,09,34,834 | 0 | 0 | 4,09,34,834 | 59.71 | 4,09,34,834 | 0 | 4,09,34,834 | 59.71 | 0 | 59.71 | 0 | 0 | 0 | 0 | 0 | 0 | 0 | 0 | 0 | 0 | 4,09,34,834 | | |
| GAUTAM N MEHRA (as Trustee of Siddharth Mehra Trust) | AAITS3968F | 1 | 3,33,330 | 0 | 0 | 3,33,330 | 0.49 | 3,33,330 | 0 | 3,33,330 | 0.49 | 0 | 0.49 | 0 | 0 | 0 | 0 | 0 | 0 | 0 | 0 | 0 | 0 | 3,33,330 | | |
| GAUTAM N MEHRA (as Trustee of Simran Family Trust) | AAITS3971L | 1 | 83,120 | 0 | 0 | 83,120 | 0.12 | 83,120 | 0 | 83,120 | 0.12 | 0 | 0.12 | 0 | 0 | 0 | 0 | 0 | 0 | 0 | 0 | 0 | 0 | 83,120 | | |
| GAUTAM N MEHRA (as Trustee of Lord Krishna) | AAAJL1528Q | 1 | 1,53,362 | 0 | 0 | 1,53,362 | 0.22 | 1,53,362 | 0 | 1,53,362 | 0.22 | 0 | 0.22 | 0 | 0 | 0 | 0 | 0 | 0 | 0 | 0 | 0 | 0 | 1,53,362 | | |
| GAUTAM N MEHRA (as Trustee of NKM Grand Children Trust) | AAATN2331D | 1 | 5,830 | 0 | 0 | 5,830 | 0.01 | 5,830 | 0 | 5,830 | 0.01 | 0 | 0.01 | 0 | 0 | 0 | 0 | 0 | 0 | 0 | 0 | 0 | 0 | 5,830 | | |
| GAUTAM N MEHRA (Karta of G.N.Mehra HUF) | AACHG4936K | 1 | 4,24,160 | 0 | 0 | 4,24,160 | 0.62 | 4,24,160 | 0 | 4,24,160 | 0.62 | 0 | 0.62 | 0 | 0 | 0 | 0 | 0 | 0 | 0 | 0 | 0 | 0 | 4,24,160 | | |
| GAUTAM N MEHRA (Karta of N.K.Mehra HUF) | AACHN3895A | 1 | 1,66,665 | 0 | 0 | 1,66,665 | 0.24 | 1,66,665 | 0 | 1,66,665 | 0.24 | 0 | 0.24 | 0 | 0 | 0 | 0 | 0 | 0 | 0 | 0 | 0 | 0 | 1,66,665 | | |
| RESHMA GAUTAM MEHRA | AAFPM4136L | 1 | 1,67,080 | 0 | 0 | 1,67,080 | 0.24 | 1,67,080 | 0 | 1,67,080 | 0.24 | 0 | 0.24 | 0 | 0 | 0 | 0 | 0 | 0 | 0 | 0 | 0 | 0 | 1,67,080 | | |
| SIMRAN G MEHRA | AUHPM4361M | 1 | 1,52,500 | 0 | 0 | 1,52,500 | 0.22 | 1,52,500 | 0 | 1,52,500 | 0.22 | 0 | 0.22 | 0 | 0 | 0 | 0 | 0 | 0 | 0 | 0 | 0 | 0 | 1,52,500 | | |
| SIDDHARTH MEHRA | AVNPM2686A | 1 | 93,415 | 0 | 0 | 93,415 | 0.14 | 93,415 | 0 | 93,415 | 0.14 | 0 | 0.14 | 0 | 0 | 0 | 0 | 0 | 0 | 0 | 0 | 0 | 0 | 93,415 | | |
| RITU SATSANGI | AAOPS2706F | 1 | 38,745 | 0 | 0 | 38,745 | 0.06 | 38,745 | 0 | 38,745 | 0.06 | 0 | 0.06 | 0 | 0 | 0 | 0 | 0 | 0 | 0 | 0 | 0 | 0 | 38,745 | | |
| ATUL GURPARSHAD SATSANGI | AAZPS4448M | 1 | 3,330 | 0 | 0 | 3,330 | 0.00 | 3,330 | 0 | 3,330 | 0.00 | 0 | 0.00 | 0 | 0 | 0 | 0 | 0 | 0 | 0 | 0 | 0 | 0 | 3,330 | | |
| (b) Central Government/State Government(s) | | 0 | 0 | 0 | 0 | 0 | 0.00 | 0.00 | 0 | 0.00 | 0.00 | 0 | 0.00 | 0 | 0 | 0 | 0 | 0 | 0 | 0 | 0 | 0 | 0 | 0 | | |
| (c) Financial Institutions/Banks | | 0 | 0 | 0 | 0 | 0 | 0.00 | 0.00 | 0 | 0.00 | 0.00 | 0 | 0.00 | 0 | 0 | 0 | 0 | 0 | 0 | 0 | 0 | 0 | 0 | 0 | | |
| (d) Any Other (Specify) | | | | | | | | | | | | | | | | | | | | | | | | | | |
| 1) Bodies Corporate | | 6 | 43,39,475 | 0 | 0 | 43,39,475 | 6.33 | 43,39,475 | 0 | 43,39,475 | 6.33 | 0 | 6.33 | 0 | 0 | 0 | 0 | 0 | 0 | 0 | 0 | 0 | 0 | 43,39,475 | | |
| Khatri Investments Private Ltd | AAACK2272P | 1 | 21,38,055 | 0 | 0 | 21,38,055 | 3.12 | 21,38,055 | 0 | 21,38,055 | 3.12 | 0 | 3.12 | 0 | 0 | 0 | 0 | 0 | 0 | 0 | 0 | 0 | 0 | 21,38,055 | | |
| Mansukhmal Investments Pvt Ltd | AAACM4071E | 1 | 20,50,000 | 0 | 0 | 20,50,000 | 2.99 | 20,50,000 | 0 | 20,50,000 | 2.99 | 0 | 2.99 | 0 | 0 | 0 | 0 | 0 | 0 | 0 | 0 | 0 | 0 | 20,50,000 | | |
| Kurla Investment and Trading Company Private Ltd | AAACK2273N | 1 | 68,330 | 0 | 0 | 68,330 | 0.10 | 68,330 | 0 | 68,330 | 0.10 | 0 | 0.10 | 0 | 0 | 0 | 0 | 0 | 0 | 0 | 0 | 0 | 0 | 68,330 | | |
| Naved Investment And Trading Company Private Limited | AAACN1810C | 1 | 47,260 | 0 | 0 | 47,260 | 0.07 | 47,260 | 0 | 47,260 | 0.07 | 0 | 0.07 | 0 | 0 | 0 | 0 | 0 | 0 | 0 | 0 | 0 | 0 | 47,260 | | |
| Basant Lok Trading Company | AAACB2498N | 1 | 30,830 | 0 | 0 | 30,830 | 0.04 | 30,830 | 0 | 30,830 | 0.04 | 0 | 0.04 | 0 | 0 | 0 | 0 | 0 | 0 | 0 | 0 | 0 | 0 | 30,830 | | |
| Chemi Pharmex Private Ltd | AAACC2225J | 1 | 5,000 | 0 | 0 | 5,000 | 0.01 | 5,000 | 0 | 5,000 | 0.01 | 0 | 0.01 | 0 | 0 | 0 | 0 | 0 | 0 | 0 | 0 | 0 | 0 | 5,000 | | |
| Sub Total (A)(1) | | 19 | 4,72,60,001 | 0 | 0 | 4,72,60,001 | 68.93 | 4,72,60,001 | 0 | 4,72,60,001 | 68.93 | 0 | 68.93 | 0 | 0 | 0 | 0 | 0 | 0 | 0 | 0 | 0 | 0 | 4,72,60,001 | | |
| 2 Foreign | | | | | | | | | | | | | | | | | | | | | | | | | | |
| (a) Individuals (Non-Resident Individuals/Foreign Individuals) | | 0 | 0 | 0 | 0 | 0 | 0.00 | 0 | 0 | 0 | 0.00 | 0 | 0.00 | 0 | 0 | 0 | 0 | 0 | 0 | 0 | 0 | 0 | 0 | 0 | | |
| (b) Government | | 0 | 0 | 0 | 0 | 0 | 0.00 | 0 | 0 | 0 | 0.00 | 0 | 0.00 | 0 | 0 | 0 | 0 | 0 | 0 | 0 | 0 | 0 | 0 | 0 | | |
| (c) Institutions | | 0 | 0 | 0 | 0 | 0 | 0.00 | 0 | 0 | 0 | 0.00 | 0 | 0.00 | 0 | 0 | 0 | 0 | 0 | 0 | 0 | 0 | 0 | 0 | 0 | | |
| (d) Foreign Portfolio Investor | | 0 | 0 | 0 | 0 | 0 | 0.00 | 0 | 0 | 0 | 0.00 | 0 | 0.00 | 0 | 0 | 0 | 0 | 0 | 0 | 0 | 0 | 0 | 0 | 0 | | |
| (e) Any Other (Specify) | | 0 | 0 | 0 | 0 | 0 | 0.00 | 0 | 0 | 0 | 0.00 | 0 | 0.00 | 0 | 0 | 0 | 0 | 0 | 0 | 0 | 0 | 0 | 0 | 0 | | |
| Sub Total (A)(2) | | 0 | 0 | 0 | 0 | 0 | 0.00 | 0 | 0 | 0 | 0.00 | 0 | 0.00 | 0 | 0 | 0 | 0 | 0 | 0 | 0 | 0 | 0 | 0 | 0 | | |
| Total Shareholding Of Promoter And Promoter Group (A)= (A)(1)+(A)(2) | | 19 | 4,72,60,001 | 0 | 0 | 4,72,60,001 | 68.93 | 4,72,60,001 | 0 | 4,72,60,001 | 68.93 | 0 | 68.93 | 0 | 0 | 0 | 0 | 0 | 0 | 0 | 0 | 0 | 0 | 4,72,60,001 | | |

For Savita Oil Technologies Limited


 Company Secretary
 & Chief Legal Officer

| Category & Name of the shareholders | PAN | Nos. of shareholders | No. of fully paid up equity shares held | Partly paid-up equity shares held | No. of shares underlying Depository Receipts | Total nos. shares held | Shareholding % calculated as per SCRR, 1957 As a % of (A+B+C2) | Number of Voting Rights held in each class of securities | | | No. of Shares Underlying Outstanding convertible securities (including Warrants) | Shareholding as a % assuming full conversion of convertible securities (as a percentage of diluted share capital) | Number of Locked in shares | | Number of Shares pledged | | Non-Disposal Undertaking | | Other encumbrances, if any | | Total Number of Shares encumbered | | Number of equity shares held in dematerialised form | |
|---|------------|----------------------|---|-----------------------------------|--|------------------------|--|--|-------------|-----------|--|---|----------------------------|--------|---------------------------------|-------|---------------------------------|--------|---------------------------------|-----|-----------------------------------|-----|---|---------------------------------|
| | | | | | | | | No of Voting Rights | | | | | Total as a % of (A+B+C) | No. | As a % of total Shares held (b) | No. | As a % of total Shares held (b) | No. | As a % of total Shares held (b) | No. | As a % of total Shares held (b) | No. | | As a % of total Shares held (b) |
| | | | | | | | | Class eg: X | Class eg: Y | Total | | | | | | | | | | | | | | |
| (I) | (II) | (III) | (IV) | (V) | (VI) | (VII) = (IV)+(V)+(VI) | (VIII) As a % of (A+B+C2) | (IX) | | | (X) | (XI) = (VII)+(X) As a % of (A+B+C2) | (XII) | (XIII) | (XII) | (XII) | (XIII) | (XIII) | (XIV) | | | | | |
| B 1 Institutions (Domestic) | | | | | | | | | | | | | | | | | | | | | | | | |
| (a) Mutual Fund | | 3 | 90,33,937 | 0 | 0 | 90,33,937 | 13.18 | 90,33,937 | 0 | 90,33,937 | 13.18 | 0 | 13.18 | 0 | 0 | NA | NA | 0 | 0 | 0 | 0 | NA | NA | 90,33,937 |
| Hdfc Trustee Company Ltd. A/C Hdfc Balanced Advantage Fund | AAATH1809A | 1 | 44,86,192 | 0 | 0 | 44,86,192 | 6.54 | 44,86,192 | 0 | 44,86,192 | 6.54 | 0 | 6.54 | 0 | 0 | NA | NA | 0 | 0 | 0 | 0 | NA | NA | 44,86,192 |
| Sbi Energy Opportunities Fund | AABTS6407Q | 1 | 45,47,684 | 0 | 0 | 45,47,684 | 6.63 | 45,47,684 | 0 | 45,47,684 | 6.63 | 0 | 6.63 | 0 | 0 | NA | NA | 0 | 0 | 0 | 0 | NA | NA | 45,47,684 |
| (b) Venture Capital Funds | | 0 | 0 | 0 | 0 | 0 | - | 0 | 0 | 0 | - | 0 | 0.00 | 0 | 0 | NA | NA | 0 | 0 | 0 | 0 | NA | NA | 0 |
| (c) Alternate Investment Funds | | 0 | 0 | 0 | 0 | 0 | - | 0 | 0 | 0 | - | 0 | 0.00 | 0 | 0 | NA | NA | 0 | 0 | 0 | 0 | NA | NA | 0 |
| (d) Banks | | 0 | 0 | 0 | 0 | 0 | - | 0 | 0 | 0 | - | 0 | 0.00 | 0 | 0 | NA | NA | 0 | 0 | 0 | 0 | NA | NA | 0 |
| (e) Insurance Companies | | 0 | 0 | 0 | 0 | 0 | - | 0 | 0 | 0 | - | 0 | 0.00 | 0 | 0 | NA | NA | 0 | 0 | 0 | 0 | NA | NA | 0 |
| (f) Provident Funds/Pension Funds | | 0 | 0 | 0 | 0 | 0 | - | 0 | 0 | 0 | - | 0 | 0.00 | 0 | 0 | NA | NA | 0 | 0 | 0 | 0 | NA | NA | 0 |
| (g) Asset Reconstruction Companies | | 0 | 0 | 0 | 0 | 0 | - | 0 | 0 | 0 | - | 0 | 0.00 | 0 | 0 | NA | NA | 0 | 0 | 0 | 0 | NA | NA | 0 |
| (h) Sovereign Wealth Funds | | 0 | 0 | 0 | 0 | 0 | - | 0 | 0 | 0 | - | 0 | 0.00 | 0 | 0 | NA | NA | 0 | 0 | 0 | 0 | NA | NA | 0 |
| (i) NBFCs registered with RBI | | 1 | 2,000 | 0 | 0 | 2,000 | 0.00 | 2,000 | 0 | 2,000 | 0.00 | 0 | 0.00 | 0 | 0 | NA | NA | 0 | 0 | 0 | 0 | NA | NA | 2,000 |
| (j) Other Financial Institutions | | 0 | 0 | 0 | 0 | 0 | - | 0 | 0 | 0 | - | 0 | 0.00 | 0 | 0 | NA | NA | 0 | 0 | 0 | 0 | NA | NA | 0 |
| (k) Any Other (Specify) | | 0 | 0 | 0 | 0 | 0 | - | 0 | 0 | 0 | - | 0 | 0.00 | 0 | 0 | NA | NA | 0 | 0 | 0 | 0 | NA | NA | 0 |
| Sub Total (B)(1) | | 4 | 90,35,937 | 0 | 0 | 90,35,937 | 13.18 | 90,35,937 | 0 | 90,35,937 | 13.18 | 0 | 13.18 | 0 | 0 | NA | NA | 0 | 0 | 0 | 0 | NA | NA | 90,35,937 |
| 2 Institutions (Foreign) | | | | | | | | | | | | | | | | | | | | | | | | |
| (a) Foreign Direct Investment | | 0 | 0 | 0 | 0 | 0 | - | 0 | 0 | 0 | - | 0 | 0.00 | 0 | 0 | NA | NA | 0 | 0 | 0 | 0 | NA | NA | 0 |
| (b) Foreign Venture Capital Investors | | 0 | 0 | 0 | 0 | 0 | - | 0 | 0 | 0 | - | 0 | 0.00 | 0 | 0 | NA | NA | 0 | 0 | 0 | 0 | NA | NA | 0 |
| (c) Sovereign Wealth Funds | | 0 | 0 | 0 | 0 | 0 | - | 0 | 0 | 0 | - | 0 | 0.00 | 0 | 0 | NA | NA | 0 | 0 | 0 | 0 | NA | NA | 0 |
| (d) Foreign Portfolio Investors Category I | | 43 | 6,06,148 | 0 | 0 | 6,06,148 | 0.88 | 6,06,148 | 0 | 6,06,148 | 0.88 | 0 | 0.88 | 0 | 0 | NA | NA | 0 | 0 | 0 | 0 | NA | NA | 6,06,148 |
| (e) Foreign Portfolio Investors Category II | | 0 | 0 | 0 | 0 | 0 | - | 0 | 0 | 0 | - | 0 | 0.00 | 0 | 0 | NA | NA | 0 | 0 | 0 | 0 | NA | NA | 0 |
| (f) Overseas Depositories(holding DRs) (balancing figure) | | 0 | 0 | 0 | 0 | 0 | - | 0 | 0 | 0 | - | 0 | 0.00 | 0 | 0 | NA | NA | 0 | 0 | 0 | 0 | NA | NA | 0 |
| (g) Any Other (Specify) | | 0 | 0 | 0 | 0 | 0 | - | 0 | 0 | 0 | - | 0 | 0.00 | 0 | 0 | NA | NA | 0 | 0 | 0 | 0 | NA | NA | 0 |
| Sub Total (B)(2) | | 43 | 6,06,148 | 0 | 0 | 6,06,148 | 0.88 | 6,06,148 | 0 | 6,06,148 | 0.88 | 0 | 0.88 | 0 | 0 | NA | NA | 0 | 0 | 0 | 0 | NA | NA | 6,06,148 |
| 3 Central Government/State Government(s) | | | | | | | | | | | | | | | | | | | | | | | | |
| (a) Central Government/President of India | | 0 | 0 | 0 | 0 | 0 | - | 0 | 0 | 0 | - | 0 | 0.00 | 0 | 0 | NA | NA | 0 | 0 | 0 | 0 | NA | NA | 0 |
| (b) State Government/Governor | | 0 | 0 | 0 | 0 | 0 | - | 0 | 0 | 0 | - | 0 | 0.00 | 0 | 0 | NA | NA | 0 | 0 | 0 | 0 | NA | NA | 0 |
| (c) Shareholding by Companies or Bodies Corporate where Central/State Government is a promoter | | 0 | 0 | 0 | 0 | 0 | - | 0 | 0 | 0 | - | 0 | 0.00 | 0 | 0 | NA | NA | 0 | 0 | 0 | 0 | NA | NA | 0 |
| Sub Total (B)(3) | | 0 | 0 | 0 | 0 | 0 | - | 0 | 0 | 0 | - | 0 | 0.00 | 0 | 0 | NA | NA | 0 | 0 | 0 | 0 | NA | NA | 0 |
| 4 Non-Institutions | | | | | | | | | | | | | | | | | | | | | | | | |
| (a) Associate Companies/Subsidiaries | | 0 | 0 | 0 | 0 | 0 | - | 0 | 0 | 0 | - | 0 | 0.00 | 0 | 0 | NA | NA | 0 | 0 | 0 | 0 | NA | NA | 0 |
| (b) Directors and their relatives (excluding Independent Directors and nominee Directors) | | 0 | 0 | 0 | 0 | 0 | - | 0 | 0 | 0 | - | 0 | 0.00 | 0 | 0 | NA | NA | 0 | 0 | 0 | 0 | NA | NA | 0 |
| (c) Key Managerial Personnel | | 0 | 0 | 0 | 0 | 0 | - | 0 | 0 | 0 | - | 0 | 0.00 | 0 | 0 | NA | NA | 0 | 0 | 0 | 0 | NA | NA | 0 |

For Savita Oil Technologies Limited


 Company Secretary
 & Chief Legal Officer

| | | | | | | | | | | | | | | | | | | | | | | | | |
|-----|---|--------|-------------|---|---|-------------|-------|-------------|---|-------------|-------|---|-------|---|---|----|----|---|---|---|---|----|----|-------------|
| (d) | Relatives of promoters (other than 'immediate relatives' of promoters disclosed under 'Promoter and Promoter Group' category) | 0 | 0 | 0 | 0 | 0 | - | 0 | 0 | 0 | - | 0 | 0.00 | 0 | 0 | NA | NA | 0 | 0 | 0 | 0 | NA | NA | 0 |
| (e) | Trusts where any person belonging to 'Promoter and Promoter Group' category is 'trustee', 'beneficiary', or 'author of the trust' | 0 | 0 | 0 | 0 | 0 | - | 0 | 0 | 0 | - | 0 | 0.00 | 0 | 0 | NA | NA | 0 | 0 | 0 | 0 | NA | NA | 0 |
| (f) | Investor Education and Protection Fund (IEPF) | 1 | 2,95,089 | 0 | 0 | 2,95,089 | 0.43 | 2,95,089 | 0 | 2,95,089 | 0.43 | 0 | 0.43 | 0 | 0 | NA | NA | 0 | 0 | 0 | 0 | NA | NA | 2,95,089 |
| (g) | Resident Individual holding nominal share capital up to Rs. 2 lakhs | 30,764 | 86,07,412 | 0 | 0 | 86,07,412 | 12.55 | 86,07,412 | 0 | 86,07,412 | 12.55 | 0 | 12.55 | 0 | 0 | NA | NA | 0 | 0 | 0 | 0 | NA | NA | 82,68,522 |
| (h) | Resident Individual holding nominal share capital in excess of Rs. 2 lakhs | 3 | 6,92,945 | 0 | 0 | 6,92,945 | 1.01 | 6,92,945 | 0 | 6,92,945 | 1.01 | 0 | 1.01 | 0 | 0 | NA | NA | 0 | 0 | 0 | 0 | NA | NA | 6,92,945 |
| (i) | Non Resident Indians (NRIs) | 632 | 3,66,535 | 0 | 0 | 3,66,535 | 0.53 | 3,66,535 | 0 | 3,66,535 | 0.53 | 0 | 0.53 | 0 | 0 | NA | NA | 0 | 0 | 0 | 0 | NA | NA | 3,66,535 |
| (j) | Foreign Nationals | 0 | 0 | 0 | 0 | 0 | - | 0 | 0 | 0 | - | 0 | 0.00 | 0 | 0 | NA | NA | 0 | 0 | 0 | 0 | NA | NA | 0 |
| (k) | Foreign Companies | 0 | 0 | 0 | 0 | 0 | - | 0 | 0 | 0 | - | 0 | 0.00 | 0 | 0 | NA | NA | 0 | 0 | 0 | 0 | NA | NA | 0 |
| (l) | Bodies Corporate | 183 | 12,64,062 | 0 | 0 | 12,64,062 | 1.84 | 12,64,062 | 0 | 12,64,062 | 1.84 | 0 | 1.84 | 0 | 0 | NA | NA | 0 | 0 | 0 | 0 | NA | NA | 12,63,232 |
| (m) | Any Other (Specify) | 875 | 4,32,286 | 0 | 0 | 4,32,286 | 0.63 | 4,32,286 | 0 | 4,32,286 | 0.63 | 0 | 0.63 | 0 | 0 | NA | NA | 0 | 0 | 0 | 0 | NA | NA | 4,30,616 |
| | Escrow Account | 1 | 9,210 | 0 | 0 | 9,210 | 0.01 | 9,210 | 0 | 9,210 | 0.01 | 0 | 0.01 | 0 | 0 | NA | NA | 0 | 0 | 0 | 0 | NA | NA | 9,210 |
| | Body Corporate-Ltd Liability Partnership | 33 | 54,750 | 0 | 0 | 54,750 | 0.08 | 54,750 | 0 | 54,750 | 0.08 | 0 | 0.08 | 0 | 0 | NA | NA | 0 | 0 | 0 | 0 | NA | NA | 54,750 |
| | Hindu Undivided Family | 830 | 3,36,187 | 0 | 0 | 3,36,187 | 0.49 | 3,36,187 | 0 | 3,36,187 | 0.49 | 0 | 0.49 | 0 | 0 | NA | NA | 0 | 0 | 0 | 0 | NA | NA | 3,34,517 |
| | Clearing Members | 11 | 32,139 | 0 | 0 | 32,139 | 0.05 | 32,139 | 0 | 32,139 | 0.05 | 0 | 0.05 | 0 | 0 | NA | NA | 0 | 0 | 0 | 0 | NA | NA | 32,139 |
| | Sub Total (B)(4) | 32,458 | 1,16,58,329 | 0 | 0 | 1,16,58,329 | 17.00 | 1,16,58,329 | 0 | 1,16,58,329 | 17.00 | 0 | 17.00 | 0 | 0 | NA | NA | 0 | 0 | 0 | 0 | NA | NA | 1,13,16,939 |
| | Total Public Shareholding (B)= (B)(1)+(B)(2)+(B)(3)+(B)(4) | 32,505 | 2,13,00,414 | 0 | 0 | 2,13,00,414 | 31.07 | 2,13,00,414 | 0 | 2,13,00,414 | 31.07 | 0 | 31.07 | 0 | 0 | NA | NA | 0 | 0 | 0 | 0 | NA | NA | 2,09,59,024 |

For Savita Oil Technologies Limited


Company Secretary
& Chief Legal Officer
B

Savita Oil Technologies Limited

Table IV - Statement showing shareholding pattern of the Non Promoter - Non Public shareholder

| Category & Name of the shareholders | PAN | Nos. of shareholders | No. of fully paid up equity shares held | Partly paid-up equity shares held | No. of shares underlying Depository Receipts | Total nos. shares held | Shareholding % calculated as per SCRR, 1957 As a % of (A+B+C2) | Number of Voting Rights held in each class of securities | | | No. of Shares Underlying Outstanding convertible securities (including Warrants) | Shareholding, as a % assuming full conversion of convertible securities (as a percentage of diluted share capital) | Number of Locked in shares | | Number of Shares pledged | | Non-Disposal Undertaking | | Other encumbrances, if any | | Number of Shares encumbered | | Number of equity shares held in dematerialised form |
|---|------|----------------------|---|-----------------------------------|--|------------------------|--|--|-------------|-------------------------|--|--|----------------------------|---------------------------------|--------------------------|---------------------------------|--------------------------|---------------------------------|----------------------------|---------------------------------|-----------------------------|---------------------------------|---|
| | | | | | | | | No of Voting Rights | | Total as a % of (A+B+C) | | | No. | As a % of total Shares held (b) | No. | As a % of total Shares held (b) | No. | As a % of total Shares held (b) | No. | As a % of total Shares held (b) | No. | As a % of total Shares held (b) | |
| | | | | | | | | Class eg: X | Class eg: y | | | | | | | | | | | | | | |
| (I) | (II) | (III) | (IV) | (V) | (VI) | (VII) = (IV)+(V)+ (VI) | (VIII) As a % of (A+B+C2) | (IX) | | | (X) | (XI)= (VII)+(X) As a % of (A+B+C2) | (XII) | | (XIII) | | (XII) | | (XII) | | (XIII) | | (XIV) |
| 1 Custodian/DR Holder | | 0 | 0 | 0 | 0 | 0 | 0.0 | 0 | 0 | 0 | 0.00 | 0.00 | 0.00 | 0.00 | NA | NA | 0.00 | 0.00 | 0.00 | 0.00 | NA | NA | 0 |
| 2 Employee Benefit Trust/Employee Welfare Trust under SEBI (Share Based Employee Benefits and Sweat Equity) Regulations, 2021 | | 0 | 0 | 0 | 0 | 0 | 0.0 | 0 | 0 | 0 | 0.00 | 0.00 | 0.00 | 0.00 | NA | NA | 0.00 | 0.00 | 0.00 | 0.00 | NA | NA | 0 |
| Total Non-Promoter-Non Public Shareholding (C)= (C)(1)+(C)(2) | | 0 | 0 | 0 | 0 | 0 | 0.0 | 0 | 0 | 0 | 0.00 | 0.00 | 0.00 | 0.00 | NA | NA | 0.00 | 0.00 | 0.00 | 0.00 | NA | NA | 0 |


For Savita Oil Technologies Limited


 Company Secretary
 & Chief Legal Officer

Table V - Statement showing details of Significant Beneficial Owners (SBOs)

| Sr. No. | Details of significant beneficial owner (I) | | | Details of registered owner (II) | | | Details of holding/exercise of right of the SBO in the reporting company, whether direct or indirect (III) | | | | | Date of creation/acquisition of significant beneficial interest |
|---------|---|------------|-------------|---|------------|-------------|--|---------------|---|---------------------|-----------------------------------|---|
| | Name | PAN | Nationality | Name | PAN | Nationality | Whether by virtue of: | | | | | |
| | | | | | | | Number of Shares | Voting Rights | Right on distributable dividend or any other distribution | Exercise of control | Exercise of Significant influence | |
| 1 | GAUTAM MEHRA | AAFPM1054R | Indian | GAUTAM N MEHRA (on behalf of Mehra Syndicate, AOP) | AAAAM2792C | Indian | 4,09,34,834 | 4,09,34,834 | - | Yes | Yes | 28-03-2011 |
| 2 | SIDDHARTH MEHRA | AVNPM2686A | Indian | GAUTAM N MEHRA (as Trustee of Siddharth Mehra Trust) | AAITS3968F | Indian | 3,33,330 | 3,33,330 | - | Yes | Yes | 28-02-2007 |
| 3 | SIMRAN MEHRA | AUHPM4361M | Indian | GAUTAM N MEHRA (as Trustee of Simran Family Trust) | AAITS3971L | Indian | 83,120 | 83,120 | - | Yes | Yes | 28-02-2007 |
| 4 | GAUTAM MEHRA | AAFPM1054R | Indian | GAUTAM N MEHRA (as Trustee of Lord Krishna) | AAAJL1528Q | Indian | 1,53,362 | 1,53,362 | - | Yes | Yes | 28-02-2007 |
| 5 | GAUTAM MEHRA | AAFPM1054R | Indian | GAUTAM N MEHRA (as Trustee of NKM Grand Children Trust) | AAATN2331D | Indian | 5,830 | 5,830 | - | Yes | Yes | 28-02-2007 |
| 6 | GAUTAM MEHRA | AAFPM1054R | Indian | GAUTAM N MEHRA (Karta of G.N.Mehra HUF) | AACHG4936K | Indian | 4,24,160 | 4,24,160 | - | Yes | Yes | 28-02-2007 |
| 7 | GAUTAM MEHRA | AAFPM1054R | Indian | GAUTAM N MEHRA (Karta of N.K.Mehra HUF) | AACHN3895A | Indian | 1,66,665 | 1,66,665 | - | Yes | Yes | 28-02-2007 |

For Savita Oil Technologies Limited



Company Secretary
& Chief Legal Officer

↓

| Savita Oil Technologies Limited | | |
|---|---------------------|---------------------|
| Table VI - Statement showing foreign ownership limits | | |
| Particulars | Approved limits (%) | Limits utilized (%) |
| As on shareholding date | 100 | 1.16 |
| As on the end of previous 1st quarter | 100 | 1.12 |
| As on the end of previous 2nd quarter | 100 | 1.12 |
| As on the end of previous 3rd quarter | 100 | 1.16 |
| As on the end of previous 4th quarter | 100 | 1.18 |

For Savita Oil Technologies Limited


 Company Secretary
 & Chief Legal Officer
